

HARTZELL PROPELLER INC.
ALERT SERVICE BULLETIN
TRANSMITTAL SHEET
HC-ASB-61-351
Propeller - Piston Unit Replacement

March 7, 2014

This page transmits revision 1 to Alert Service Bulletin HC-ASB-61-351.

- Original Issue, dated Dec 17/13
- Revision 1, dated Mar 07/14

Propeller assemblies that have complied with the terminating action in the previous version this Alert Service Bulletin are not affected.

Propeller assemblies that have complied with the inspection requirements in the previous version this Alert Service Bulletin are affected.

Changes are shown by a change bar in the left margin of the revised pages.

Revision 1 is issued to change the following in the Alert Service Bulletin:

- Changed the regulatory action statement to "not expected" from "undetermined".
- Added material information for HC-B3TN-5NL propeller models.
- Revised information in Table 1, "Affected Propeller Models and Serial Numbers"
- Changed the title of Table 2 to, "Aircraft Applications That Use A-717 Guide Rods"
- Additional aircraft applications/propeller models that use A-717 guide rods have been added to Table 2. Any propeller that uses A-717 guide rods is potentially affected by this Alert Service Bulletin.

This Alert Service Bulletin is reissued in its entirety.

HARTZELL PROPELLER INC.

ALERT SERVICE BULLETIN

TRANSMITTAL SHEET

HC-ASB-61-351

Propeller - Piston Unit Replacement

(This page is intentionally blank.)

HARTZELL PROPELLER INC.
ALERT SERVICE BULLETIN
HC-ASB-61-351
Propeller - Piston Unit Replacement

1. Planning Information

A. Effectivity

- (1) Hartzell Propeller Inc. steel hub turbine propeller models HC-B3()N-5()() and HC-B4()N-5()() with the serial numbers listed in Table 1 are affected by this Alert Service Bulletin.
 - (a) The affected propellers may be installed on, but not limited to, the aircraft listed in Table 2.
- (2) Any propeller that was repaired or overhauled using a C-3021-4() or C-2303-6L piston unit with a serial number listed in Table 3 is affected by this Alert Service Bulletin.
 - (a) Any C-3021-4() or C-2303-6L piston unit with a serial number listed in Table 3 that is in inventory/stock is affected by this Alert Service Bulletin.
- (3) Any propeller that had A-717 guide rods replaced between March 1, 2012 and October 22, 2013 is affected by this Alert Service Bulletin.
 - (a) The affected A-717 guide rods may be installed on, but not limited to, the aircraft listed in Table 2.
 - (b) Any A-717 guide rod received from Hartzell Propeller Inc. between March 1, 2012 and October 22, 2013 that is in inventory/stock is affected by this Alert Service Bulletin.

CAUTION: DO NOT USE OBSOLETE OR OUTDATED INFORMATION. PERFORM ALL INSPECTIONS OR WORK IN ACCORDANCE WITH THE MOST RECENT REVISION OF THIS ALERT SERVICE BULLETIN. INFORMATION CONTAINED IN THIS ALERT SERVICE BULLETIN MAY BE SIGNIFICANTLY CHANGED FROM EARLIER REVISIONS. FAILURE TO COMPLY WITH THIS ALERT SERVICE BULLETIN OR THE USE OF OBSOLETE INFORMATION MAY CREATE AN UNSAFE CONDITION THAT MAY RESULT IN DEATH, SERIOUS BODILY INJURY, AND/OR SUBSTANTIAL PROPERTY DAMAGE. REFER TO THE SERVICE BULLETIN INDEX FOR THE MOST RECENT REVISION LEVEL OF THIS ALERT SERVICE BULLETIN.

B. Concurrent Requirements

- (1) Additional service documents may apply to the components/propellers affected by this Alert Service Bulletin. Compliance with additional service documents may be necessary in conjunction with the completion of the Accomplishment Instructions in this Alert Service Bulletin. Refer to the Hartzell Propeller Inc. website at www.hartzellprop.com for a cross-reference of service documents.

ALERT SERVICE BULLETIN

HC-ASB-61-351

Propeller - Piston Unit Replacement

C. Reason

- (1) Hartzell Propeller Inc. has received reports of corrosion on A-717 guide rods.
- (2) The A-717 guide rods manufactured by Hartzell Propeller Inc. between March 1, 2012 and October 22, 2013 may have been improperly processed. This could result in an insufficient layer of chrome, making the guide rod susceptible to corrosion.
- (3) Excessive corrosion may cause the guide rod(s) to bind in the guide collar. This condition may result in erratic operation during flight with a potential for an inability to reach a full feather blade angle.
- (4) Regulatory action is not expected.

D. Description

- (1) This Alert Service Bulletin provides Instructions for Continued Airworthiness (ICA).
- (2) This Alert Service Bulletin provides instructions for initial and recurring visual inspections of the A-717 guide rods on the affected propellers.
- (3) This Alert Service Bulletin provides instructions for replacement of the piston unit on the affected propellers.
- (4) Replacement of the affected piston unit is terminating action for this Alert Service Bulletin.
 - (a) This Alert Service Bulletin provides instructions for retiring the affected piston units from service.
- (5) Hartzell Propeller Inc. will warrant the cost of parts and labor to inspect and replace the piston unit on the affected propellers.
 - (a) The Appendix of this Alert Service Bulletin provides instructions for payment of labor charges for the visual inspection and for replacement of the piston unit on the affected propellers.

HARTZELL PROPELLER INC.

ALERT SERVICE BULLETIN

HC-ASB-61-351

Propeller - Piston Unit Replacement

E. Compliance

- (1) Propeller repair stations that have serviced any of the affected propeller models or installed any of the affected piston units and/or guide rods should contact the aircraft owner immediately about this Alert Service Bulletin.
- (2) The operator should contact Hartzell Propeller Inc. immediately if any of the following issues occur during flight:
 - (a) RPM fluctuations
 - (b) Erratic operation
 - (c) Synchronization problems (twin engine aircraft only)
- (3) Initial Visual Inspection
 - (a) Within 7 days or 10 flight hours from the date of this Alert Service Bulletin whichever occurs first, perform a visual inspection in accordance with the Accomplishment Instructions in this Alert Service Bulletin.
- (4) Recurring Visual Inspections
 - (a) Every 30 days, perform a visual inspection in accordance with the Accomplishment Instructions in this Alert Service Bulletin until, but not beyond December 31, 2014.
- (5) Terminating Action
 - (a) Replacement of the affected piston unit is terminating action for this Alert Service Bulletin.
 - (b) The affected piston unit must be replaced and retired from service before December 31, 2014 in accordance with the Accomplishment Instructions in this Alert Service Bulletin.

F. Approval

- (1) FAA acceptance has been obtained on technical data in this publication that affects type design.

G. Manpower

| Procedure | Man-hours |
|------------------------------|------------------------|
| Visual Inspection | 1.0 hour (\$75.00 USD) |
| Remove and Install Propeller | 3.5 hours |
| Disassembly and Reassembly | 3.0 hours |

HARTZELL PROPELLER INC.

ALERT SERVICE BULLETIN

HC-ASB-61-351

Propeller - Piston Unit Replacement

H. Weight and Balance

- (1) Not changed

I. Electrical Load Data

- (1) Not changed

CAUTION: DO NOT USE OBSOLETE OR OUTDATED INFORMATION. PERFORM ALL INSPECTIONS OR WORK IN ACCORDANCE WITH THE MOST RECENT REVISION OF A DOCUMENT.

J. References

- (1) Hartzell Propeller Inc. Propeller Owner's Manual 139 (61-00-39)
- (2) Hartzell Propeller Inc. Propeller Owner's Manual 146 (61-00-46)
- (3) Hartzell Propeller Inc. Steel Hub Turbine Propeller Maintenance Manual 118F (61-10-18)

NOTE: Owner's manuals are available on the Hartzell Propeller Inc. website at www.hartzellprop.com.

K. Other Publications Affected

- (1) None

2. Material Information

A. Required Components/Supplied by Hartzell Propeller Inc.

| Propeller Model: HC-B3MN-5L(X) | | |
|--------------------------------|---------------------------------|------------|
| <u>Part Number</u> | <u>Description</u> | <u>Qty</u> |
| C-3021-4L | Piston Unit | 1 |
| A-880-2 | Self-Locking Hex Nut, Thin | 1 |
| C-3317-121 | O-ring | 1 |
| C-3317-347-2 | O-ring | 1 |
| B-1843 | Piston Dust Seal | 1 |
| C-3317-230 | O-ring | 1 |
| B-3339 | 12 Point Mounting Bolt, 9/16-18 | 8 |
| A-2048-2 | Mounting Washer, 9/16" CSK | 8 |

HARTZELL PROPELLER INC.

ALERT SERVICE BULLETIN

HC-ASB-61-351

Propeller - Piston Unit Replacement

| Propeller Model: HC-B3TN-5(E, K) | | |
|---|---------------------------------|------------|
| <u>Part Number</u> | <u>Description</u> | <u>Qty</u> |
| C-3021-4 | Piston Unit | 1 |
| A-880-2 | Self-Locking Hex Nut, Thin | 1 |
| C-3317-121 | O-ring | 1 |
| C-3317-347-2 | O-ring | 1 |
| B-1843 | Piston Dust Seal | 1 |
| A-3023 | Plastic Bushing | 3 |
| C-3317-230 | O-ring | 1 |
| B-3339 | 12 Point Mounting Bolt, 9/16-18 | 8 |
| A-2048-2 | Mounting Washer, 9/16" CSK | 8 |

| Propeller Model: HC-B3TN-5FL | | |
|-------------------------------------|---------------------------------|------------|
| <u>Part Number</u> | <u>Description</u> | <u>Qty</u> |
| C-3021-4L | Piston Unit | 1 |
| A-880-2 | Self-Locking Hex Nut, Thin | 1 |
| C-3317-121 | O-ring | 1 |
| C-3317-347-2 | O-ring | 1 |
| B-1843 | Piston Dust Seal | 1 |
| A-3023 | Plastic Bushing | 3 |
| C-3317-230 | O-ring | 1 |
| B-3339 | 12 Point Mounting Bolt, 9/16-18 | 8 |
| A-2048-2 | Mounting Washer, 9/16" CSK | 8 |

| Propeller Model: HC-B3TN-5M | | |
|------------------------------------|---------------------------------|------------|
| <u>Part Number</u> | <u>Description</u> | <u>Qty</u> |
| C-3021-4 | Piston Unit | 1 |
| A-880-2 | Self-Locking Hex Nut, Thin | 1 |
| C-3317-121 | O-ring | 1 |
| C-3317-347-2 | O-ring | 1 |
| B-1843 | Piston Dust Seal | 1 |
| C-3317-230 | O-ring | 1 |
| B-3339 | 12 Point Mounting Bolt, 9/16-18 | 8 |
| A-2048-2 | Mounting Washer, 9/16" CSK | 8 |

HARTZELL PROPELLER INC.

ALERT SERVICE BULLETIN

HC-ASB-61-351

Propeller - Piston Unit Replacement

A. Required Components/Supplied by Hartzell Propeller Inc. - Continued

| Propeller Model: HC-B3TN-5NL | | |
|-------------------------------------|---------------------------------|------------|
| <u>Part Number</u> | <u>Description</u> | <u>Qty</u> |
| C-3021-4L | Piston Unit | 1 |
| A-880-2 | Self-Locking Hex Nut, Thin | 1 |
| C-3317-121 | O-ring | 1 |
| C-3317-347-2 | O-ring | 1 |
| B-1843 | Piston Dust Seal | 1 |
| C-3317-230 | O-ring | 1 |
| B-3339 | 12 Point Mounting Bolt, 9/16-18 | 8 |
| A-2048-2 | Mounting Washer, 9/16" CSK | 8 |

| Propeller Model: HC-B4MN-5AL | | |
|-------------------------------------|---------------------------------|------------|
| <u>Part Number</u> | <u>Description</u> | <u>Qty</u> |
| C-2303-6L | Piston Unit | 1 |
| A-880-2 | Self-Locking Hex Nut, Thin | 1 |
| C-3317-121 | O-ring | 1 |
| C-3317-426-2 | O-ring | 1 |
| B-1843 | Piston Dust Seal | 1 |
| A-3023 | Plastic Bushing | 4 |
| C-3317-230 | O-ring | 1 |
| B-3339 | 12 Point Mounting Bolt, 9/16-18 | 8 |
| A-2048-2 | Mounting Washer, 9/16" CSK | 8 |

| Propeller Model: HC-B4TN-5(JL, ML, NL, PL, QL) | | |
|---|---------------------------------|------------|
| <u>Part Number</u> | <u>Description</u> | <u>Qty</u> |
| C-2303-6L | Piston Unit | 1 |
| A-880-2 | Self-Locking Hex Nut, Thin | 1 |
| C-3317-121 | O-ring | 1 |
| C-3317-426-2 | O-ring | 1 |
| B-1843 | Piston Dust Seal | 1 |
| A-3023 | Plastic Bushing | 4 |
| C-3317-230 | O-ring | 1 |
| B-3339 | 12 Point Mounting Bolt, 9/16-18 | 8 |
| A-2048-2 | Mounting Washer, 9/16" CSK | 8 |

B. Consumables


- (1) Refer to Hartzell Propeller Inc. Steel Hub Turbine Propeller Maintenance Manual 118F (61-10-18).

HARTZELL PROPELLER INC.

ALERT SERVICE BULLETIN

HC-ASB-61-351

Propeller - Piston Unit Replacement




Visual Inspection of A-717 Guide Rods
Figure 1

ALERT SERVICE BULLETIN

HC-ASB-61-351

Propeller - Piston Unit Replacement



TPI-MB-0020

**Removing the Corrosion From A-717 Guide Rods
Figure 2**

HARTZELL PROPELLER INC.

ALERT SERVICE BULLETIN

HC-ASB-61-351

Propeller - Piston Unit Replacement

3. Accomplishment Instructions

A. Visual Inspection - Refer to Figure 1

- (1) This procedure may be completed on-wing without removal of the propeller, or before installation of the propeller.
- (2) Remove the spinner dome in accordance with the applicable Hartzell Propeller Inc. owner's manual.
- (3) Remove any lubricant/grease from the A-717 guide rods.
- (4) Visually examine the A-717 guide rods for any evidence of corrosion.
 - (a) If no corrosion is found, proceed to 3.A.(5).
 - (b) If corrosion is found, remove any high spots and/or loose particles of corrosion from the guide rods. Refer to Figure 2.

CAUTION: REMOVE ANY SANDING DEBRIS TO PREVENT DAMAGE TO THE PISTON UNIT AND/OR GUIDE COLLAR BUSHINGS.

- 1 Put a clean cloth or other masking material behind the guide rod to prevent sanding debris from getting into the piston and/or guide collar bushings.
- 2 Use an abrasive pad such as Scotch-Brite to remove any high spots and/or loose particles of corrosion from the guide rods.
- (5) Apply a thin layer of corrosion inhibiting lubricant (dry film lubricant, lithium-based grease, etc.) to the entire surface of each A-717 guide rod.
- (6) Install the spinner dome in accordance with the applicable Hartzell Propeller Inc. owner's manual.
- (7) After each visual inspection:
 - (a) Make an entry in the propeller logbook indicating compliance with the Visual Inspection requirements of this Alert Service Bulletin.
 - (b) Complete the Inspection Report Form in the Appendix of this Alert Service Bulletin. Send the completed form to the Product Support Department at Hartzell Propeller Inc., even if no corrosion is found.
 - 1 To allow Hartzell Propeller Inc. to forecast parts orders, provide the name of the repair facility that will replace the piston unit, and the approximate date for compliance with the terminating action on the Inspection Report Form.

HARTZELL PROPELLER INC.

ALERT SERVICE BULLETIN

HC-ASB-61-351

Propeller - Piston Unit Replacement

B. Shipping the Propeller for Piston Unit Replacement

- (1) The replacement of the piston unit (terminating action) must be performed by a certified propeller repair station with the appropriate rating.
- (2) Contact the Product Support Department at Hartzell Propeller Inc. for requirements and details regarding propeller shipment.
 - (a) Warranty reimbursement for propeller shipping costs requires preapproval from Hartzell Propeller Inc.
- (3) Remove the propeller from the aircraft in accordance with the applicable Hartzell Propeller Inc. owner's manual.
- (4) Ship the propeller to a certified propeller repair station with the appropriate rating.

C. Ordering Replacement Parts

- (1) Replacement parts must ship directly to a certified propeller repair station with the appropriate rating.
- (2) Complete the Parts Order/Compliance Form in the Appendix of this Alert Service Bulletin. Send the completed form to the Product Support Department at Hartzell Propeller Inc.
- (3) Keep the Parts Order/Compliance Form for reporting compliance and warranty reimbursement of labor expenses.

D. Replacing the Piston Unit - Terminating Action

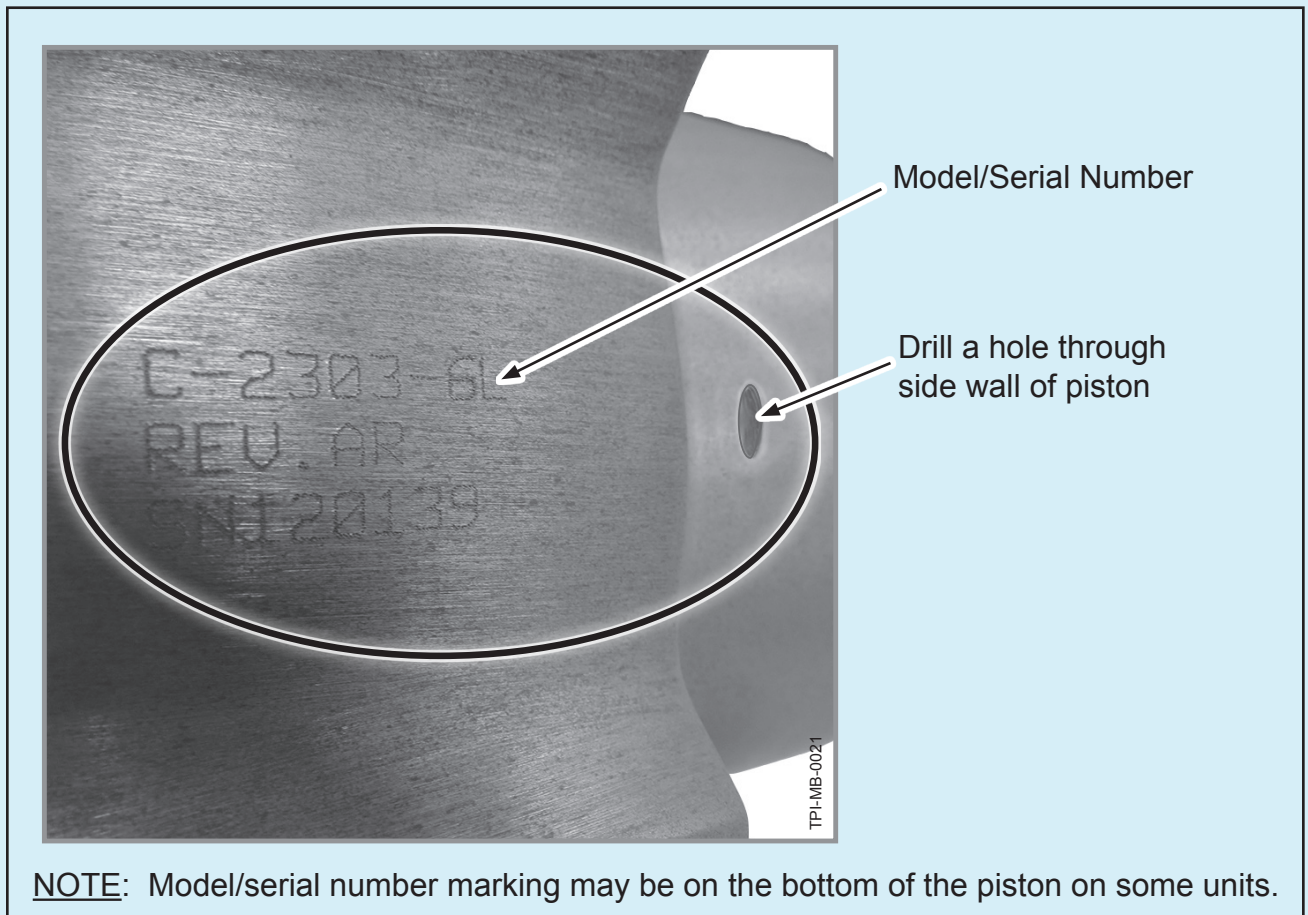
- (1) Disassembly, inspection, and assembly of the propeller must be performed by a certified propeller repair station with the appropriate rating.
- (2) Remove the affected piston unit in accordance with Hartzell Propeller Inc. Steel Hub Turbine Propeller Maintenance Manual 118F (61-10-18).

ALERT SERVICE BULLETIN

HC-ASB-61-351

Propeller - Piston Unit Replacement

- (3) Retire the affected piston unit from service by drilling a hole through the side wall of the piston directly above the serial number.
 - (a) Take a photo of the retired piston unit clearly showing the model/serial number and the hole drilled through the side wall. Refer to Figure 3.
 - (b) Send the photo to the Product Support Department at Hartzell Propeller Inc. for warranty validation. Refer to section 2.B.(2)(a) in the Appendix of this Alert Service Bulletin.
- (4) Install the new piston unit, and assemble the propeller in accordance with Hartzell Propeller Inc. Steel Hub Turbine Propeller Maintenance Manual 118F (61-10-18).
- (5) Make an entry in the propeller logbook indicating compliance with the Terminating Action of this Alert Service Bulletin.



**Sample Photo of Retired Piston Unit
Figure 3**

HARTZELL PROPELLER INC.
ALERT SERVICE BULLETIN
HC-ASB-61-351
Propeller - Piston Unit Replacement

E. Recommended Service Facilities

- (1) Hartzell Propeller Inc. has a worldwide network of Recommended Service Facilities for overhaul and repair of our products.
- (2) Each service facility must meet standard FAA requirements and additional Hartzell Propeller requirements before being recommended by Hartzell Propeller Inc. Each service facility is audited by Hartzell Propeller Inc. to verify the continuation of the standards.
- (3) Hartzell Propeller Inc. recommends that you use one of these service facilities when having your propeller overhauled or repaired.
- (4) For a current list of Hartzell Propeller Inc. Recommended Service Facilities, contact Hartzell Propeller Inc. Product Support or refer to the Hartzell Propeller Inc. website at www.hartzellprop.com.

F. Contact Information

Hartzell Propeller Inc.
Attn.: Hartzell Propeller Inc. Product Support
One Propeller Place
Piqua, Ohio 45356-2634 USA
Phone: (001) 937.778.4379
Fax: (001) 937.778.4391
E-mail: techsupport@hartzellprop.com

HARTZELL PROPELLER INC.

ALERT SERVICE BULLETIN

HC-ASB-61-351

Propeller - Piston Unit Replacement

| Propeller Models | Propeller S/N | Piston Unit S/N |
|----------------------------|---------------|-----------------|
| HC-B3MN-5L(X) | BUA32238 | 120401 |
| | BUA32241 | 120405 |
| | BUA32380 | 121126 |
| | BUA32546 | 120717 |
| | BUA32623 | 130604 |
| | D3917A | 120715 |
| HC-B3TN-5(E, FL, K, M, NL) | BUA32208 | 120057 |
| | BUA32214 | 120287 |
| | BUA32223 | 120404 |
| | BUA32224 | 120400 |
| | BUA32231 | 120507 |
| | BUA32242 | 120503 |
| | BUA32248 | 120285 |
| | BUA32252 | 120402 |
| | BUA32263 | 120505 |
| | BUA32266 | 120714 |
| | BUA32267 | 120506 |
| | BUA32270 | 120712 |
| | BUA32272 | 120713 |
| | BUA32274 | 120719 |
| | BUA32277 | 120504 |
| | BUA32285 | 120718 |
| | BUA32289 | 120716 |
| | BUA32340 | 121127 |
| | BUA32346 | 121123 |
| | BUA32464 | 121613 |
| | BUA32474 | 121687 |
| | BUA32476 | 121684 |
| | BUA32479 | 121688 |
| | BUA32566 | 130157 |
| | BUA32640 | 130603 |
| | BUA32646 | 130605 |
| BUA32655 | 130861 | |
| BUA32657 | 130864 | |

**Affected Propeller Models and Serial Numbers
Table 1**

HARTZELL PROPELLER INC.

ALERT SERVICE BULLETIN

HC-ASB-61-351

Propeller - Piston Unit Replacement

| Propeller Models | Propeller S/N | Piston Unit S/N |
|--|---------------|-----------------|
| HC-B3TN-5(E, FL, K, M, NL) - continued | BUA32692 | 130866 |
| | BUA32695 | 130865 |
| | BUA32721 | 130862 |
| | BUA32736 | 131288 |
| | BVA6330 | KK4855 |
| | BVA6331 | unkown |
| | BVA7417 | 9990083 |
| | BVA8235 | 120687 |
| | BVA8238 | 130158 |
| HC-B4MN-5AL | CDA4086 | M1392 |
| | EAA1842 | M6341 |
| HC-B4TN-5(JL, ML, NL, PL, QL) | CDA3528 | M2356 |
| | CDA4467 | M2994 |
| | CDA5394 | 120278 |
| | CDA5396 | 121514 |
| | CDA5402 | 120281 |
| | CDA5411 | 120282 |
| | CDA5415 | 120671 |
| | CDA5416 | 111713 |
| | CDA5417 | 120668 |
| | CDA5420 | 120277 |
| | CDA5422 | 120672 |
| | CDA5423 | 111709 |
| | CDA5424 | 120279 |
| | CDA5425 | 120667 |
| | CDA5427 | 120670 |
| | CDA5428 | 121028 |
| | CDA5430 | 120669 |
| | CDA5431 | 120283 |
| | CDA5433 | 120280 |
| | CDA5435 | 111456 |
| CDA5436 | 121027 | |
| CDA5437 | 120666 | |
| CDA5438 | 121155 | |

Affected Propeller Models and Serial Numbers
Table 1 - continued

HARTZELL PROPELLER INC.

ALERT SERVICE BULLETIN

HC-ASB-61-351

Propeller - Piston Unit Replacement

| Propeller Models | Propeller S/N | Piston Unit S/N |
|---|---------------|-----------------|
| HC-B4TN-5(JL, ML, NL, PL, QL) - continued | CDA5439 | 121650 |
| | CDA5440 | 121516 |
| | CDA5441 | 131272 |
| | CDA5446 | 121152 |
| | CDA5447 | 121511 |
| | CDA5448 | 121158 |
| | CDA5449 | 121154 |
| | CDA5450 | 121157 |
| | CDA5451 | 121153 |
| | CDA5452 | 121029 |
| | CDA5453 | 121156 |
| | CDA5454 | 121513 |
| | CDA5455 | 121518 |
| | CDA5456 | 121918 |
| | CDA5457 | 121649 |
| | CDA5458 | 121917 |
| | CDA5459 | 121515 |
| | CDA5460 | 131269 |
| | CDA5461 | 121923 |
| | CDA5462 | 121033 |
| | CDA5463 | 121512 |
| | CDA5464 | 121647 |
| | CDA5465 | 121030 |
| | CDA5466 | 121517 |
| | CDA5468 | 121646 |
| | CDA5469 | 121645 |
| | CDA5470 | 121652 |
| | CDA5471 | 121653 |
| | CDA5473 | 121921 |
| | CDA5474 | 121922 |
| | CDA5475 | 121919 |
| | CDA5477 | 131274 |
| CDA5479 | 130743 | |
| CDA5480 | 130736 | |

Affected Propeller Models and Serial Numbers
Table 1 - continued

HARTZELL PROPELLER INC.

ALERT SERVICE BULLETIN

HC-ASB-61-351

Propeller - Piston Unit Replacement

| Propeller Models | Propeller S/N | Piston Unit S/N |
|---|---------------|-----------------|
| HC-B4TN-5(JL, ML, NL, PL, QL) - continued | CDA5481 | 121920 |
| | CDA5482 | 130742 |
| | CDA5483 | 130744 |
| | CDA5486 | 121520 |
| | CDA5487 | 121032 |
| | CDA5489 | 130740 |
| | CDA5490 | 130738 |
| | CDA5495 | 131270 |
| | CDA5492 | 131271 |
| CDA5498 | 131273 | |

Affected Propeller Models and Serial Numbers
Table 1 - continued

| Aircraft Manufacturer | Tradename | Aircraft model | Propeller Model(s) |
|------------------------------|-----------------|---|---|
| Aero Commander | - | 680(T, V, W), 681 | HC-B3TN-5K |
| | Turbo Commander | 690, 690A, 690B, 690C, 695, 695A, 695B, 690D | HC-B3TN-5FL, -5NL |
| Air Tractor | - | AT-301, AT-302, AT401 | HC-B3TN-5FL, -5M |
| American Agviation (Grumman) | Ag Cat | G-164 | HC-B3TN-5FL, -5M |
| Ayres | Turbo Thrush | S-2R(-1340) S-2R(-G1, -G5, -G6, -G10), -R3S, -R1820, -T(6, 11, 15, 34, 45, 65) | HC-B3TN-5E, -5FL, -5M, -5V HC-B4TN-5NL, -5PL |
| BAE | Jetstream | 137 | HC-B3TN-5E, -5K, -5M |
| Beech | Twin Beech | Turbo 18 | HC-B3TN-5E |
| Casa | Aviocar | 212 | HC-B3TN-5E HC-B4MN-5AL |
| | - | C-212(-CB, -CC, CF) | HC-B4MN-5AL |

Aircraft Applications That Use A-717 Guide Rods
Table 2

HARTZELL PROPELLER INC.

ALERT SERVICE BULLETIN

HC-ASB-61-351

Propeller - Piston Unit Replacement

| Aircraft Manufacturer | Tradename | Aircraft model | Propeller Model(s) |
|----------------------------|--------------|---|---|
| Cessna | Caravan | 208, 208A | HC-B4TN-5QL |
| | Conquest II | 441 | HC-B3TN-5E HC-B4TN-5QL |
| | Supervan 900 | 208B | HC-B4TN-5QL |
| De Havilland Canada | Otter | DHC-3 | HC-B4TN-5NL, -5QL |
| | Beaver | DHC-2 | HC-B3TN-5V |
| Dornier | Commuter | DO228-100, -101, -200, -201, -202, -212 | HC-B4TN-5ML |
| Fairchild Aircraft | Merlin IV | SA226(-AT, -T, -TC) SA26-AT | HC-B3TN-5C, -5E, -5M HC-B4TN-5ML |
| Fairchild-Hiller (Pilatus) | Peacemaker | AU-23 | HC-B3TN-5M HC-B4TN-5ML |
| Grumman (McKinnon) | Goose | G21G | HC-B3TN-5E HC-B4TN-5ML |
| Mitsubishi | Solitare | MU-2B-26A, -36A, -40 (MU-2P), -60 (MU-2N) | HC-B4TN-5JL |
| | MU-2 | MU-2B, MU-2B-10 (MU-2B), MU-2B-15, -20, -30, (MU-2D, F, G), MU-2B-25, -26(A), -35, -36, -40 (MU-2P) | HC-B3TN-5M HC-B4TN-5JL |
| PZL Mielec | Dromader | M18 | HC-B3MN-5L HC-B3TN-5U HC-B4TN-5NL, -5QL |
| Rockwell | Bronco | OV-10 | HC-B4MN-5B(L) |
| Schweizer (Grumman) | Ag Cat | G-164 | HC-B3TN-5E, -5M HC-B4TN-5NL |
| Short Brothers | Skyvan | SC7 Series 3 | HC-B3TN-5C, -5E, -5M HC-B4TN-5NL |
| Thrush | Turbo Thrush | S2R | HC-B3TN-5M HC-B4TN-5NL |

Aircraft Applications That Use A-717 Guide Rods
Table 2 - continued

HARTZELL PROPELLER INC.

ALERT SERVICE BULLETIN

HC-ASB-61-351

Propeller - Piston Unit Replacement

| Piston Unit Part Number (sold as a replacement part) | Piston Unit S/N |
|---|-----------------|
| C-3021-4 | 120688 |
| | 120689 |
| C-3021-4L | 120403 |
| | 120713 |
| | 121685 |
| | 130405 |
| | 130406 |
| | 130407 |
| | 130603 |
| | 130604 |
| | 130605 |
| | 130863 |
| | 121124 |
| | 121125 |
| | 121127 |
| C-2303-6L | 121031 |
| | 121651 |
| | 121920 |
| | 131274 |
| | M2781 |

Affected Piston Units and Serial Numbers (Sold as Replacement Parts)
Table 3

HARTZELL PROPELLER INC.
ALERT SERVICE BULLETIN APPENDIX
HC-ASBA-61-351
Propeller - Piston Unit Replacement

1. Eligibility

- A. Hartzell Propeller Inc. steel hub turbine propeller models HC-B3()N-5()() and HC-B4()N-5()() with the serial numbers listed in Table 1 of this Alert Service Bulletin are eligible for this warranty program.
- B. Any propeller that was repaired or overhauled using a C-3021-4() or C-2303-6L piston unit with a serial number listed in Table 3 of this Alert Service Bulletin is eligible for this warranty program.
 - (1) Any C-3021-4() or C-2303-6L piston unit with a serial number listed in Table 3 that is in inventory/stock is eligible for this warranty program.
- C. Any propeller that had A-717 guide rods replaced between March 1, 2012 and October 22, 2013 is eligible for this warranty program.
 - (1) Any A-717 guide rod received from Hartzell Propeller Inc. between March 1, 2012 and October 22, 2013 that is in inventory/stock is eligible for this warranty program.

2. Warranty Program

A. Visual Inspections

- (1) Hartzell Propeller Inc. will warrant a labor charge of \$75.00 USD for each visual inspection performed on an affected propeller when done in accordance with the Accomplishment Instructions section of this Alert Service Bulletin. Applicants must provide the following information upon completion of the inspection:
 - (a) Complete the Inspection Report Form in this Alert Service Bulletin Appendix.

NOTE: This will be considered your labor invoice upon approval.
 - (b) Send the completed form to Hartzell Propeller Inc. for processing.
- (2) Hartzell Propeller Inc. will review the completed form and assign a warranty claim number to approved applicants, authorizing payment of the allowable labor charge.

NOTE: This warranty claim number is assigned to the propeller serial number and must be referenced on each warranty-related form submitted for that propeller.

Document No. HC-ASB-61-351 Date of Issue: Dec 17/13 Revision: 1 Rev. Date: Mar 07/14

HARTZELL PROPELLER INC.

ALERT SERVICE BULLETIN APPENDIX

HC-ASBA-61-351

Propeller - Piston Unit Replacement

B. Terminating Action (Piston Unit Replacement)

- (1) Hartzell Propeller Inc. will warrant the labor and propeller shipping costs associated with the terminating action when performed in accordance with the Accomplishment Instructions section of this Alert Service Bulletin.
 - (a) Warranty reimbursement for propeller shipping costs requires preapproval from Hartzell Propeller Inc. in accordance with the Accomplishment Instructions section in this Alert Service Bulletin.
 - (b) Refer to the Manpower section of this Alert Service Bulletin for warranted procedures and allowable man-hours.
 - (c) Complete and sign the Parts Order/Compliance Form in this Alert Service Bulletin Appendix.
 - 1 Purchase order number must be provided on the Parts Order/ Compliance Form. Refer to section 2.B.(a)1 in this Appendix.
 - (d) Send the completed and signed Parts Order/Compliance Form, and the invoice for labor and shipping charges to Hartzell Propeller Inc.

NOTE: Reference the same warranty claim number issued for the visual inspection(s) on the invoice and form.
 - (e) Hartzell Propeller Inc. will authorize payment for the allowable labor and propeller shipping charges and will provide approved replacement parts free of charge.
 - 1 Refer to the Material Information section of this Alert Service Bulletin for a list of approved replacement parts.
- (2) The affected piston unit must be retired and photographed in accordance with the Accomplishment Instructions section of this Alert Service Bulletin.
 - (a) If the photo of the retired piston unit is not received within 6 months from receipt of the replacement items, Hartzell Propeller Inc. will charge the full list price of the piston unit to the purchase order number provided by the repair facility on the Parts Order/Compliance Form.

HARTZELL PROPELLER INC.
ALERT SERVICE BULLETIN APPENDIX
HC-ASBA-61-351
Propeller - Piston Unit Replacement

C. Contact Information

- (1) Fax, Email, or mail the Inspection Report Form, and/or Parts Order/Compliance Form to:

Hartzell Propeller Inc.
Attn.: Alert Service Bulletin 351 Coordinator
One Propeller Place
Piqua, OH 45356 USA
Phone: 937.778.4379
Fax: 937.778.4391 (Intl. 001.937.778.4391)
Email: techsupport@hartzellprop.com

Document No. HC-ASB-61-351 Date of Issue: Dec 17/13 Revision: 1 Rev. Date: Mar 07/14

HARTZELL PROPELLER INC.

ALERT SERVICE BULLETIN APPENDIX

HC-ASBA-61-351

Propeller - Piston Unit Replacement

Inspection Report Form

| | | |
|---|--|--|
| Warranty Claim Number: | | |
| Inspection Information: | | |
| Inspection Date: | | |
| Propeller Model: | Propeller S/N: | |
| Piston Unit P/N: | Piston Unit S/N: | |
| Aircraft Model: | Aircraft Registration #: | |
| Type of visual inspection on this report: | <input type="checkbox"/> Initial Inspection | <input type="checkbox"/> Recurring Inspection |
| Indication Found? | <input type="checkbox"/> Yes <input type="checkbox"/> No | <input type="checkbox"/> Yes <input type="checkbox"/> No |
| If this is a recurring inspection, has corrosion increased since last inspection? | - | <input type="checkbox"/> Yes <input type="checkbox"/> No |
| Owner Information: | | |
| Name: | | |
| Address: | | |
| City: | State: | |
| Zip/Postal Code: | Country: | |
| Email: | Phone: | Fax: |
| Repair Facility/Terminating Action Information: | | |
| Please provide the name of the service facility that will order and replace the piston unit, and the projected date for compliance with the terminating action of this Alert Service Bulletin. | | |
| Company: | | |
| Contact Name: | | |
| Projected date for compliance with the terminating action of this Alert Service Bulletin: | | |
| <input type="checkbox"/> Jan-Feb <input type="checkbox"/> Mar-Apr <input type="checkbox"/> May-Jun <input type="checkbox"/> Jul-Aug <input type="checkbox"/> Sep-Oct <input type="checkbox"/> Nov-Dec | | |
| Send this completed form to Hartzell Propeller Inc. Product Support Department: Fax - (001) 937.778.4391 or E-mail - techsupport@hartzellprop.com | | |

DO NOT WRITE BELOW THIS LINE - FOR HARTZELL PROPELLER INC. USE ONLY

| |
|----------------|
| Authorized By: |
|----------------|

Document No. HC-ASB-61-351 Date of Issue: Dec 17/13 Revision: 1 Rev. Date: Mar 07/14

HARTZELL PROPELLER INC.
ALERT SERVICE BULLETIN APPENDIX
HC-ASBA-61-351
Propeller - Piston Unit Replacement

Parts Order/Compliance Form (Terminating Action)

| | | |
|--|--------------------------|------|
| Warranty Claim Number: | | |
| Propeller Information: | | |
| Propeller Model: | Propeller S/N: | |
| Piston Unit P/N: | Piston Unit S/N: | |
| Aircraft Model: | Aircraft Registration #: | |
| Owner Information: | | |
| Name: | | |
| City: | State: | |
| Email: | Phone: | |
| Repair Facility / Shipping Information: | | |
| Replacement parts must ship directly to a certified propeller repair station with the appropriate rating. | | |
| Company: | Contact Name: | |
| Address: | | |
| City: | State: | |
| Zip/Postal Code: | Country: | |
| Email: | Phone: | Fax: |
| P.O.# (Refer to section 2.B.(2)(a) in this Appendix): | | |
| Replacement Parts: | | |
| Hartzell Propeller Inc. will provide the required parts based on the propeller/piston unit information on this form. Refer to the Material Information section of this Alert Service Bulletin for a list of parts that will be provided. | | |
| Retired Piston Unit: | | |
| Photo of retired piston sent to Hartzell Propeller Inc.? (Refer to section 2.B.(2)(a) in this Appendix) <input type="checkbox"/> Yes <input type="checkbox"/> No | | |
| Repair Technician's Signature: | Date: | |
| Send this completed and signed form to Hartzell Propeller Inc. Product Support Department: Fax - (001) 937.778.4391 or E-mail - techsupport@hartzellprop.com | | |

DO NOT WRITE BELOW THIS LINE - FOR HARTZELL PROPELLER INC. USE ONLY

| |
|----------------|
| Authorized By: |
|----------------|

Document No. HC-ASB-61-351 Date of Issue: Dec 17/13 Revision: 1 Rev. Date: Mar 07/14

HARTZELL PROPELLER INC.

ALERT SERVICE BULLETIN APPENDIX

HC-ASBA-61-351

Propeller - Piston Unit Replacement

(This page is intentionally blank.)

Document No. HC-ASB-61-351 Date of Issue: Dec 17/13 Revision: 1 Rev. Date: Mar 07/14

Dec 17/13
Revision 1, dated Mar 07/14

HC-ASBA-61-351
Page 6 of 6