



By: Jack Sledge	Date: 7-18-14	 P.O. BOX 1209 DECATUR, TEXAS 76234	Page: 1
Ckd:	Revision: IR		Report: 55174-6
App:		INSTRUCTIONS FOR CONTINUED AIRWORTHINESS	Make/Model: Aviat Aircraft A-1, A-1A, A-1B, A-1C-180, A-1C-200

**INSTRUCTIONS FOR CONTINUED AIRWORTHINESS
FOR AVIAT AIRCRAFT A-1, A-1A, A-1B, A-1C-180, A-1C-200
EQUIPPED WITH
HARTZELL HC-C2YR-1N/NG8301-3 PROPELLER**

By: Jack Sledge	Date: 7-18-14	 P.O. BOX 1209 DECATUR, TEXAS 76234	Page: 2
Ckd:	Revision: IR		Report: 55174-6
App:		INSTRUCTIONS FOR CONTINUED AIRWORTHINESS	Make/Model: Aviat Aircraft A-1, A-1A, A-1B, A-1C-180, A-1C-200


NOTES:

This Instructions for Continued Airworthiness does not incorporate a list of effective pages. Each page will indicate the latest revision letter to the entire document. The revision letter and date will be indicated on the upper left-hand side of each page.

A vertical bar along the right hand margin will indicate the latest revision(s) to the affected pages of this document.

LOG OF REVISIONS

Revision	Description	Date	Engineer
IR	Initial Release	7-18-14	J. Sledge

By: Jack Sledge	Date: 7-18-14	 P.O. BOX 1209 DECATUR, TEXAS 76234	Page: 3
Ckd:	Revision: IR		Report: 55174-6
App:		INSTRUCTIONS FOR CONTINUED AIRWORTHINESS	Make/Model: Aviat Aircraft A-1, A-1A, A-1B, A-1C-180, A-1C-200

INTRODUCTION

This document outlines the compliance with FAR 23.1529 Instructions for Continued Airworthiness for Installation of a Hartzell model HC-C2YR-1N/NG8301-3 propeller on the Aviat Aircraft models A-1, A-1A, A-1B, A-1C-180 and A-1C-200 in accordance with STC number SA SC.

The following documents form a part of this ICA.

Reference Documents

Author	Document Number	Document Title
Alamo Aerospace, LP	2301	Installation Instructions for Hartzell HC-C2YR-1N/NG8301-3 Propeller on Aviat A-1 Series
Hartzell Propeller, Inc.	145	Propeller Owner's Manual Compact Models with Composite Blades

VENDOR SUPPLIED COMPONENT LIST

ITEM	VENDOR	MODEL NUMBER	COMPONENT MAINTENANCE MANUAL
Propeller	Hartzell Propeller, Inc.	HC-C2YR-1N/NG8301-3	Propeller Owner's Manual No. 145


SECTION I BASIC AIRCRAFT INFORMATION

2.0 DESCRIPTION AND OPERATION OF THE AIRCRAFT AND ITS SYSTEMS

2.2 Powerplant

The Hartzell model number HC-C2YR-1N/NG8301-3 is a two-blade, constant-speed propeller that is constructed of an aluminum hub and composite blades.

For removal of the propeller, refer to Hartzell Propeller Owner's Manual no. 145 using the procedures defined in the section titled Installation and Removal, subsection Removal of R-Flange Propellers.

By: Jack Sledge	Date: 7-18-14	 P.O. BOX 1209 DECATUR, TEXAS 76234	Page: 4
Ckd:	Revision: IR		Report: 55174-6
App:		INSTRUCTIONS FOR CONTINUED AIRWORTHINESS	Make/Model: Aviat Aircraft A-1, A-1A, A-1B, A-1C-180, A-1C-200

For installation of the propeller, refer to Alamo Aerospace drawing number 2301 referenced above.

The maximum blade diameter is 80.0 inches with no cutoff allowed.

The propeller blade angle limits (measured at the 30 inch blade station) are as follows:

Low Pitch:

Aircraft equipped with Lycoming O-360-C1G or . A1P engine $\pm 10.0^\circ \pm 0.2^\circ$

Aircraft equipped with Lycoming IO-360-A1D5 engine $\pm 10.5^\circ \pm 0.2^\circ$

High Pitch $\pm 30.0^\circ \pm 1.0^\circ$

3.0 HANDLING, SERVICING AND MAINTENANCE

3.5 Tire Service

The Husky is approved to operate on various tires sizes as listed in Type Certificate Data Sheet no. A22NM. However, when the Hartzell model HC-C2YR-1N/NG8301-3 propeller is installed, the 8.50 X 6 tires (or larger) must be installed to ensure adequate propeller ground clearance.

3.6 Propeller Service

The propeller periodic inspections and maintenance are to be performed in accordance with the Hartzell Propeller Owners Manual no. 145 using the sections titled "Inspections and Check" and "Maintenance Practices".

Troubleshooting guidance and procedures are contained in the Hartzell Propeller Owners Manual no. 145 in the section titled "Testing and Troubleshooting".


SECTION II INSPECTION INSTRUCTIONS

1.0 INSPECTION SCHEDULES

b) 100 Hour Inspection

ii. Propeller Inspection:

- 1) Remove the spinner and check for delamination or damaged areas in the composite spinner dome and any cracks or dents in the aluminum bulkhead. Replace if necessary.
- 2) Inspect the propeller in accordance with Hartzell Propeller Owners Manual no. 145 in the section titled "Inspections and Check".
- 3) Check bolts for proper torque and proper safety wire installation.

By: Jack Sledge	Date: 7-18-14	 P.O. BOX 1209 DECATUR, TEXAS 76234	Page: 5
Ckd:	Revision: IR		Report: 55174-6
App:		INSTRUCTIONS FOR CONTINUED AIRWORTHINESS	Make/Model: Aviat Aircraft A-1, A-1A, A-1B, A-1C-180, A-1C-200

Airworthiness Limitations

NOTE: The Airworthiness Limitations section is FAA approved and specifies maintenance required under Parts 43.16 and 91.403 of the Federal Aviation Regulations unless an alternative program has been FAA approved.

There are no new airworthiness limitations associated with the installation of this new propeller.