

**HARTZELL PROPELLER INC.**

One Propeller Place  
Piqua, Ohio 45356-2634 U.S.A.

**HARTZELL**

**INSTALLATION INSTRUCTIONS**

FOR STC SA234CH

HARTZELL PROPELLER

**PHC-J3YF-2UF/FC7663D(B)-2R**

CESSNA MODELS

**310J, E310J, 310J-1, 310K, 310L, 310N**

June 17, 1997



**Instructions for Installation**  
of Hartzell PHC-J3YF-2UF/FC7663D(B)-2R Propellers  
on Cessna Aircraft models  
**310J, E310J, 310J-1, 310K, 310L, 310N**  
June 17, 1997


1. Remove original propellers and spinners, and propeller de-ice if applicable.
2. Install new propellers and spinners in accordance with Hartzell Owners Manual 115 ( ). If de-ice option is selected, install propeller de-ice kit 65-600-5 and 65-600-4 airframe de-ice kit per BF Goodrich drawing 7E1784 (latest revision). Aircraft is to be rewired as necessary (wiring supplied by customer) per BF Goodrich drawing 7E1784 (latest revision) and FAA Advisory Circular AC43.13-1A. Wire used shall meet MIL-W-22759/16 and minimum gages as specified by BF Goodrich drawing 7E1784 (latest revision).

De-ice timer, ammeter, and shunt shall be located as originally designated by Cessna Aircraft Co. per specific model. Minor mounting modifications may be necessary to accommodate, various equipment difference in aircraft models. (Refer to AFM Supplement Option 2).

3. Revise weight and balance records to show the removal of the original propellers, spinners, and original de-ice equipment (using data provided in the Airplane Flight Manual Equipment List), and the addition of the following equipment. (Referring to the AFM Supplement according to Options 1 and 2).

	<u>Weight (lbs.)</u>
Propeller Hartzell PHC-J3YF-2UF/FC7663D(B)-2R	87.1
Spinner, Hartzell C-4558-2P or C-4558-3P	5.3
Propeller De-ice Kit 65-600-4, BF Goodrich Ice Protection Systems (optional)	3.8
Airframe Kit 65-600-5, BF Goodrich Ice Protection Systems (optional)	4.1

4. Attach AFM Supplement to Airplane Flight Manual.
5. Return aircraft to service with appropriate logbook entry and FAA Form 337.

FAA Approved  Date JAN 14 1998

**HARTZELL PROPELLER INC.**

One Propeller Place  
Piqua, Ohio 45356-2634 U.S.A.

**HARTZELL**


INSTALLATION INSTRUCTIONS,  
STC SA234CH  
HARTZELL PHC-J3YF-2UF/FC7663D(B)-2R PROPELLER  
June 17, 1997

LOG OF REVISIONS

<u>Rev. No.</u>	<u>Description</u>	<u>Pages revised</u>	<u>Approved by</u>	<u>Date</u>
-----------------	--------------------	----------------------	--------------------	-------------

Note: Changes are denoted by a black vertical line

FAA Approved



Date: \_\_\_\_\_

JAN 11 1998

Page 3 of 3

**HARTZELL PROPELLER INC.**

One Propeller Place  
Piqua, Ohio 45356-2634 U.S.A.

---

**HARTZELL**

**INSTALLATION INSTRUCTIONS**

FOR STC SA234CH

HARTZELL PROPELLER

**PHC-C3YF-2UF/FC7663D(B)-2R**

CESSNA MODELS

**310I, 310P, T310P, 310Q, T310Q, 310R, T310R**

June 17, 1997

**HARTZELL PROPELLER INC.**

One Propeller Place  
Piqua, Ohio 45356-2634 U.S.A.




**Instructions for Installation**  
of Hartzell PHC-C3YF-2UF/FC7663D(B)-2R Propellers  
on Cessna Aircraft models  
**310I, 310P, T310P, 310Q, T310Q, 310R, T310R**  
June 17, 1997

1. Remove original propellers and spinners, and propeller de-ice if applicable.
2. Install new propellers and spinners in accordance with Hartzell Owners Manual 115 ( ). If de-ice option is selected, install propeller de-ice kit 65-600-1 and 65-600-2 airframe kit for (TS)IO-520 series engines or 65-600-5 for IO-470 series engines per BF Goodrich drawing 7E1784 (latest revision). Aircraft is to be rewired as necessary (wiring supplied by customer) per B. F. Goodrich drawing 7E1784 (latest revision) and FAA Advisory Circular AC43.13-1A. Wire used shall meet MIL-W-22759/16 and minimum gages as specified by BF Goodrich drawing 7E1784 (latest revision)

De-ice timer, ammeter, and shunt shall be located as originally designated by Cessna Aircraft Co. per specific model. Minor mounting modifications may be necessary to accommodate, various equipment difference in aircraft models. (Refer to AFM Supplement Option 2).

Model 310R/T310R S/N 310R0801 to 310R2140 are approved for flight into known icing with the installation of BF Goodrich de-ice kits 65-600-1 (propeller), 65-600-2 (airframe) and Cessna factory kit (FK) No. 194.

FAA Approved  Date JAN 14 1998

**HARTZELL PROPELLER INC.**

One Propeller Place  
Piqua, Ohio 45356-2634 U.S.A.



**Instructions for Installation**  
of Hartzell PHC-C3YF-2UF/FC7663D(B)-2R Propellers  
on Cessna Aircraft models  
**310I, 310P, T310P, 310Q, T310Q, 310R, T310R**  
June 17, 1997


- 3. Revise weight and balance records to show the removal of the original propellers, spinners, and original de-ice equipment (using data provided in the Airplane Flight Manual Equipment List), and the addition of the following equipment. (Referring to the AFM Supplement according to Options 1 and 2).

	<u>Weight (lbs.)</u>
Propeller Hartzell PHC-C3YF-2UF/FC7663D(B)-2R	82.9
Spinner, Hartzell C-4558-2P or C-4558-3P	5.3
Propeller De-ice Kit 65-600-1, BF Goodrich Ice Protection Systems (optional)	3.8
<u>IO-470 Series Engines</u> Airframe Kit 65-600-5, BF Goodrich Ice Protection Systems (optional)	4.1

OR

<u>(TS)IO-520 Series Engines</u> Airframe Kit 65-600-2, BF Goodrich Ice Protection Systems (optional)	3.7
---	-----

- 4. Attach AFM Supplement to Airplane Flight Manual.
- 5. Return aircraft to service with appropriate logbook entry and FAA Form 337.

FAA Approved  Date JAN 14 1998

**HARTZELL PROPELLER INC.**

One Propeller Place  
Piqua, Ohio 45356-2634 U.S.A.




INSTALLATION INSTRUCTIONS,  
STC SA234CH  
HARTZELL PHC-C3YF-2UF/FC7663D(B)-2R PROPELLER  
June 17, 1997

LOG OF REVISIONS

<u>Rev. No.</u>	<u>Description</u>	<u>Pages revised</u>	<u>Approved by</u>	<u>Date</u>
-----------------	--------------------	----------------------	--------------------	-------------

Note: Changes are denoted by a black vertical line

FAA Approved  Date: JAN 14 1998